


# Aero

## Multi-color & Single-color Pad Printer

- **Compact Footprint**
- **Modular Control & Machine Design**
- **Fast, Simple Changeovers**
- **Convenient Table Mount**

The electro-pneumatic Aero 60mm, 90mm, and 130mm pad printers are ideally suited for high-performance, lower-volume applications. The intuitive design and operating features make these machines an excellent choice for manual jobs requiring quick artwork and fixture changeovers, and for operations with an inexperienced pad printing workforce. Significantly reducing changeover and clean-up time, the Aero systems come equipped with our patented SpaceFrame and ExpressLiner, in addition, our Aero 60 & Aero 90 systems come with the patented ExpressPad coupler.

Single HMI controller operates all print modules



### Aero 90

#### Modular Design, Simple Controls

The multi-color systems feature a single HMI control program, enabling quick and easy configuration of the independent print heads.

#### Express Products

The magnetic ExpressPad enables tool-free, pad changeover, making the process four times faster than with conventional transfer pads. Clean-up time and paper towel waste is minimized with the ExpressLinners which, unlike ink cups, can be thrown out, leaving only the doctor ring to wipe down.



## Multi-color & Single-color Pad Printer


### Standard Accessories

- Set-up tool with clamp
- Height Adjustable Fixture Mount
- SpaceFrame™
- ExpressLiners™
- ExpressPad™ coupler  
\*Aero 60 & Aero 90 systems only


### Optional Accessories

- Floor stand base
- Dial table
- Electronic Servo Shuttle
- Pneumatic Shuttle
- Pretreatment
- Curing Unit
- Guarding
- X, Y Table
- X, Y, R Adjustable Plate Table
- Pad Blower
- Deionizer
- Palm Buttons
- Light Curtain
- RedStar Ink Cup

### Aero 60



### Aero 130



## Aero Modular Pad Printers



\* Floor Stand Base: Optional

	Aero 60	Aero 90	Aero 130
Cycle Speed:	Up to 1250 cycles per hour	Up to 1250 cycles per hour	Up to 1000 cycles per hour
Control Modes:	ON/OFF, single or continuous cycle, 1-5 hit selection, programmable pad delay, cycle delay, batch count, I/O status for diagnostic, production data, set-up mode, doctor-ink mix	ON/OFF, single or continuous cycle, 1-5 hit selection, programmable pad delay, cycle delay, batch count, I/O status for diagnostic, production data, set-up mode, doctor-ink mix	ON/OFF, single or continuous cycle, 1-5 hit selection, programmable pad delay, cycle delay, batch count, I/O status for diagnostic, production data, set-up mode, doctor-ink mix
Controls:	Panasonic PLC touchscreen operator interface	Panasonic PLC touchscreen operator interface	Panasonic PLC touchscreen operator interface
Electrical:	Machine: single phase, 110 V, 60 Hz, +/-10%; Controls: 24V DC	Machine: single phase, 110 V, 60 Hz, +/-10%; Controls: 24V DC	Machine: single phase, 110 V, 60 Hz, +/-10%; Controls: 24V DC
Pneumatic:	80 PSI min.	80 PSI min.	80 PSI min.
Maximum Pad Compression:	Approx. 215 lbs.	Approx. 215 lbs.	Approx. 620 lbs.
Colors:	1, 2, or 4 colors standard at a 5.5" pitch	1, 2, or 4 colors standard at a 5.5" pitch	1 or 2 colors standard at an 11" pitch
Plate Size:	2.76" x 5.51" (70 mm x 140 mm)	3.94" x 8.46" (100 mm x 215 mm)	5.91" x 11.81" (150 mm x 300 mm)
Ink Cup Size:	2.36" (60 mm)	3.54" (90 mm)	5.12" (130 mm)
Maximum Print Size:	1.97" (50 mm)	3.15" (80 mm)	4.72" (120 mm)
Machine Dimensions:	Length 19.61" (498 mm) Width 6.50" (165 mm) per color Height 17.52" (445 mm)	Length 19.61" (498 mm) Width 6.50" (165 mm) per color Height 17.52" (445 mm)	Length 39.02" (991 mm) Width 11.26" (165 mm) Height 30" (762 mm)
Weight:	50 lbs. per color	50 lbs. per color	275 lbs.

\* Part Transport may be required.  
Other color quantity options are available as custom engineered systems.  
Benchtop Aero 60 or 90 can ship in a box by std UPS or FedEx.